

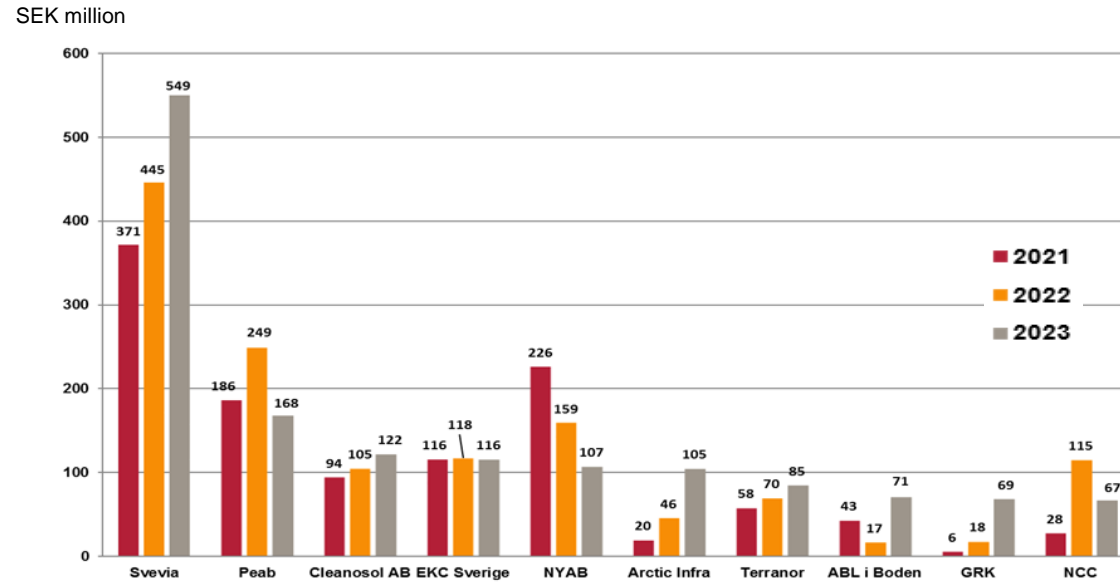
## Other maintenance roads, purchase volume SEK 3,186 million

Key figures other maintenance roads	2023	2022	2021
<b>Purchase volume other maintenance roads total, SEK million</b>	<b>3,186</b>	<b>3,060</b>	<b>2,533</b>
-contracts excluding ferry operations	1,728	1,645	1,363
-technical services and consultants	294	380	262
-other operations and contracts ferry operations	1,164	1,035	928
Ten largest suppliers;			
-contracts	1,459	1,471	1,202
-technical services and consultants	160	234	186
Ten largest suppliers' share of volume			
-contracts	84%	88%	88%
-technical services and consultants	54%	64%	71%
Number of suppliers corresponding to 80 per cent of the volume value			
-contracts	9	8	7
-technical services and consultants	37	18	15
Number of tenders per procurement (average)			
-contracts	4,4	4	3,7

Purchase volume in current prices

- Other maintenance roads consists of remedial and preventive measures as well as road reinvestments not carried out within the framework of basic maintenance, surfaced roads, construction and infrasystems.
- Other maintenance includes for example, in addition to various reinvestment measures, maintenance of road equipment, road markings and ferry and installation operations (installation operations includes traffic management and control, traffic information roadside assistance). The total purchase volume is divided into 32% reinvestments, 33% maintenance measures and 35% operation (including ferry operation).
- The purchase volume for contracts amounted to SEK 1,728 million in 2023 and the volume of the 10 largest suppliers amounted to SEK 1,459 million (approximately 84 per cent of the purchase volume).
- The dominant contract suppliers in other maintenance are Svevia, Peab, Cleanosol and EKC. Eighty per cent of the contract volume corresponds to 9 suppliers.
- Maintenance of road markings amounted to SEK 385 (470) million in 2023 and is dominated by Svevia, EKC and Cleanosol, which together have about 90 percent of the volume.
- In technical services and consultants, Sweco is the dominant supplier followed by Afry. 37 suppliers correspond to 80 per cent volume.

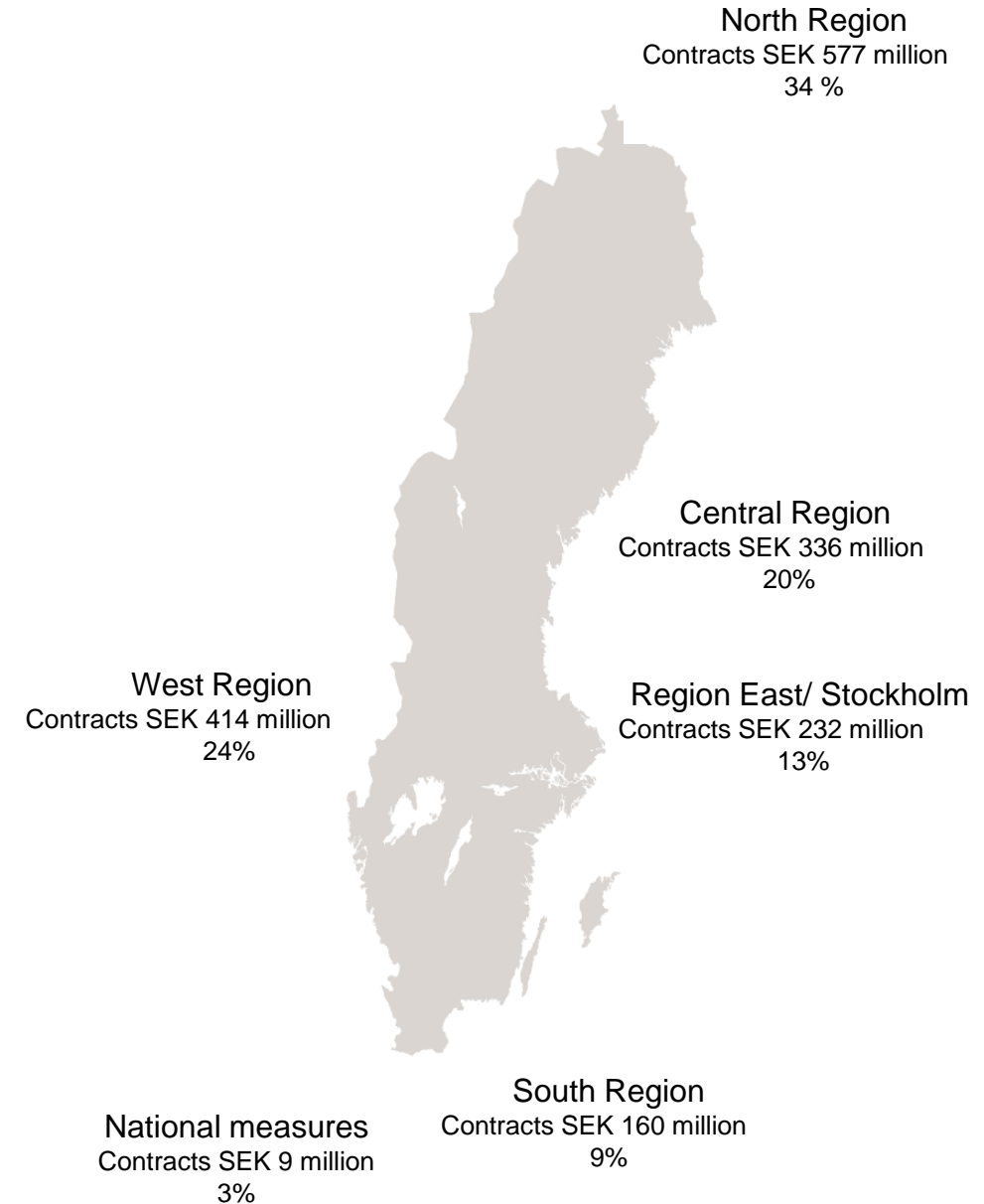
# Other maintenance roads, purchase volume contracts SEK 1,728 million



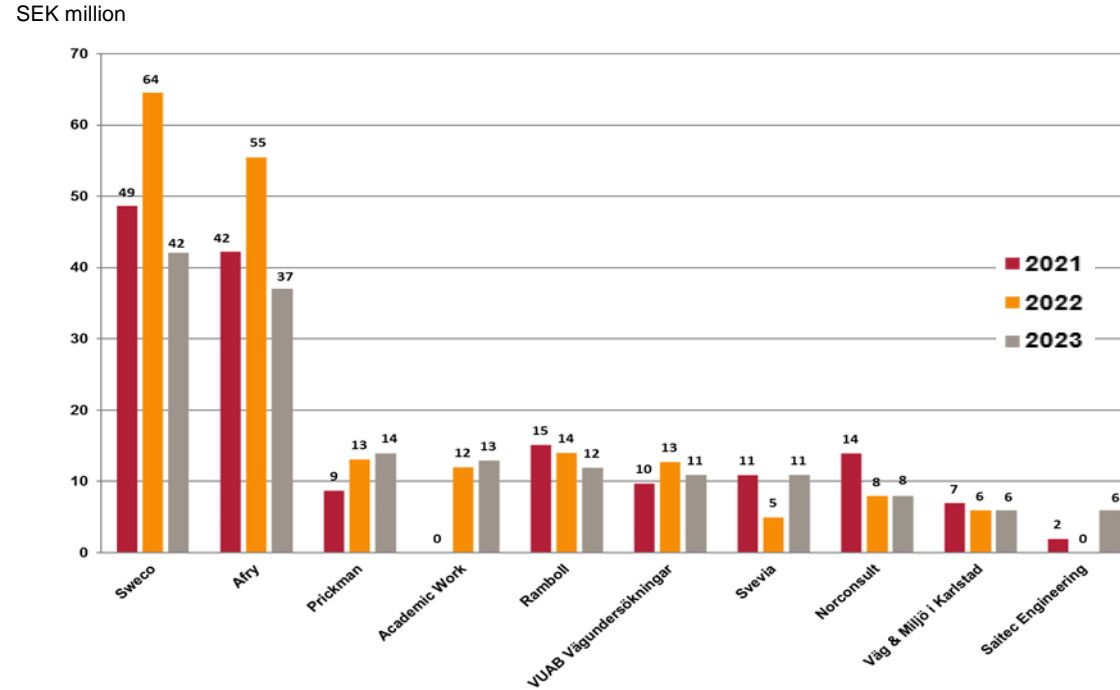
Källa: Agresso 202101-202312

Largest suppliers	2023	2022	2021
Svevia	549	445	371
Peab	168	249	186
Cleanosol	122	105	94
EKC Sverige	116	118	116
NYAB	107	159	226
Arctic Infra	105	46	20
Terranor	85	70	58
ABL i Boden	71	17	43
GRK	69	18	6
NCC	67	115	28

The Transport Administration's largest suppliers are reported on the basis of group relationships, in current prices



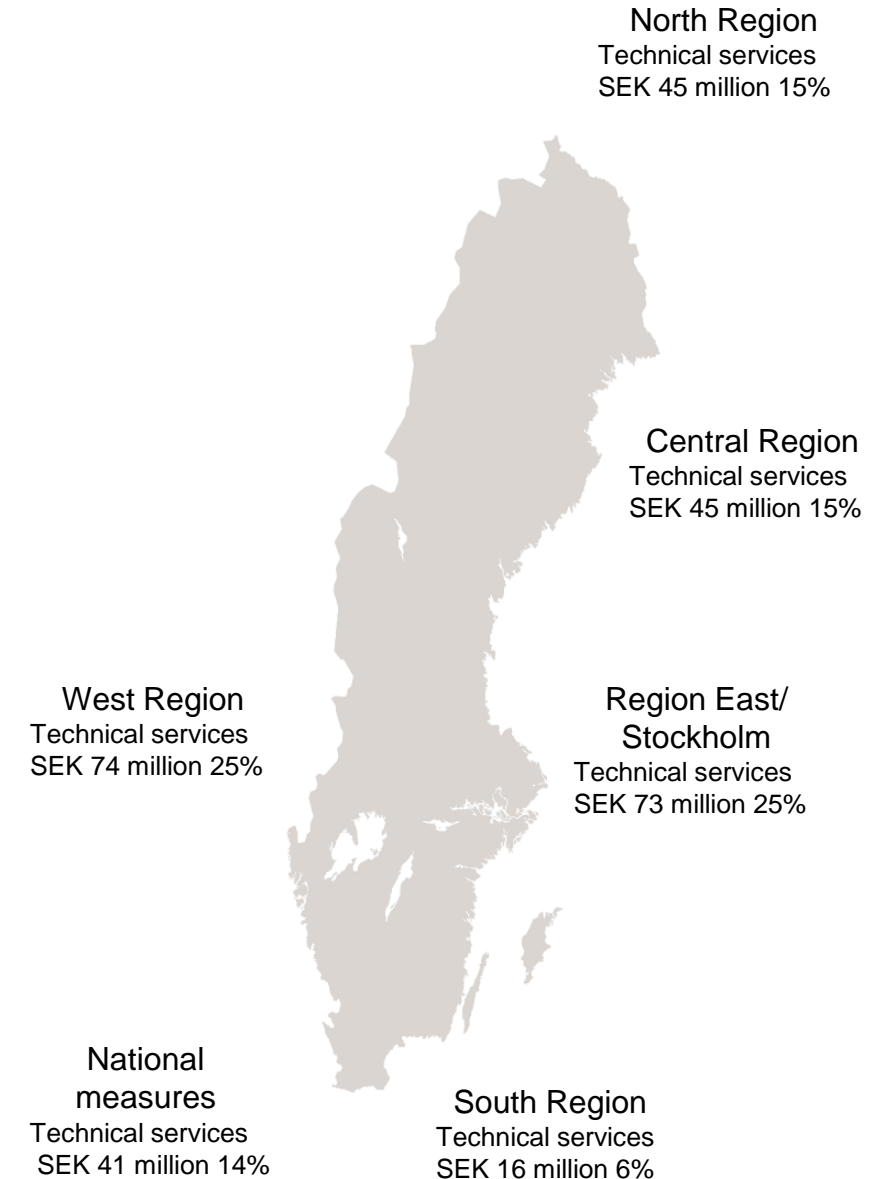
# Other Maintenance, roads technical services and consultants purchase volume SEK 294 million



Källa: Agresso 202101-202312

Largest suppliers	2023	2022	2021
Sweco	42	64	49
Afry	37	55	42
Prickman	14	13	9
Academic Work	13	12	0
Ramboll	12	14	15
VUAB Vägundersökningar	11	13	10
Svevia	11	5	11
Norconsult	8	8	14
Väg & Miljö i Karlstad	6	6	7
Saitec Engineering	6	0	2

The Transport Administration's largest suppliers are reported on the basis of group relationships, in current prices



## Regional purchase volume- Other maintenance roads Contracts & Technical services and consultants

Regional purchase volume- Maintenance other roads contracts	2023	2022	2021
Region North	577	579	491
Central Region	336	209	188
Region East/ Stockholm	232	320	252
West Region	414	312	225
South Region	160	169	194
National measures	9	56	13
Total purchase volume, SEK million, in current prices	1,728	1,645	1,363

Regional purchase volume- Maintenance other roads technical services and consultants	2023	2022	2021
Region North	45	67	69
Central Region	45	59	44
Region East/ Stockholm	73	107	50
West Region	74	85	73
South Region	16	25	14
National measures	41	37	12
Total purchase volume, SEK million, in current prices	294	380	262