

## Investment, roads, purchase volume SEK 13,235 million

Key Figures Investment Roads	2023	2022	2021
<b>Purchase volume investment roads total, SEK million</b>	<b>13,235</b>	<b>13,365</b>	<b>12,380</b>
-contracts	10,858	11,021	10,173
-technical services and consultants	2,120	2,022	2,195
-other*	257	322	12
Ten largest suppliers;			
-contracts	8,009	7,470	6,762
-technical services and consultants	1,377	1,298	1,421
Ten largest suppliers' share of volume			
-contracts	74%	68%	66%
-technical services and consultants	65%	64%	65%
Number of suppliers corresponding to 80 per cent of the volume value			
-contracts	13	15	15
-technical services and consultants	34	37	41
Number of tenders per procurement (average)			
-contracts	4,2	3,6	4,0

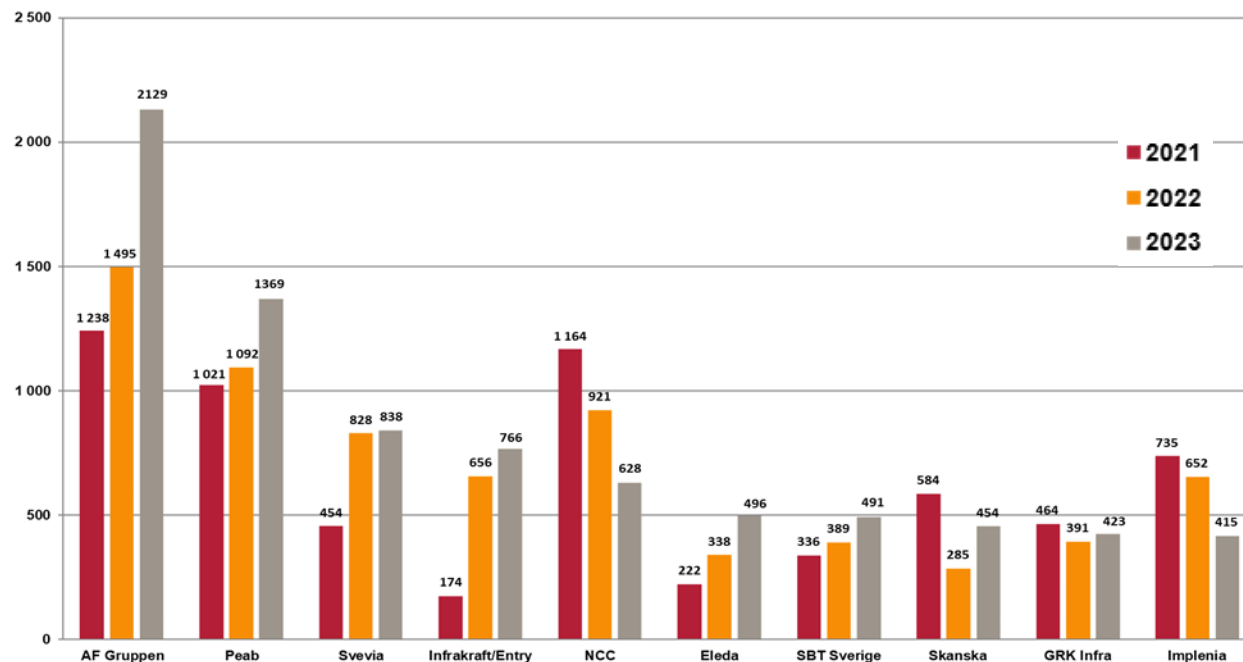
- Refers to the majority cost of land encroachment.
- Purchase volume in current prices

- The Swedish Transport Administration's total purchase volume regarding investment in roads was SEK 13,235 in 2023 million. The purchase volume for the 10 largest contract suppliers amounted to SEK 8,009 million, approximately 74 per cent of the volume. In 2023, 13 contractors accounted for 80 per cent of the purchase volume.
- Road investments are dominated by the construction companies AF-group Peab and Svevia. Companies that are challenging and increasing their volumes recently are, for example, InfraKraft/Entry, Eleda and SBT Sweden.
- Afry, WSP, and Sweco dominate in the technical services and consultants category. 34 (37) suppliers accounted for 80 per cent of the purchase volume.

# Investment roads, contracts purchase volume SEK 10,858 million

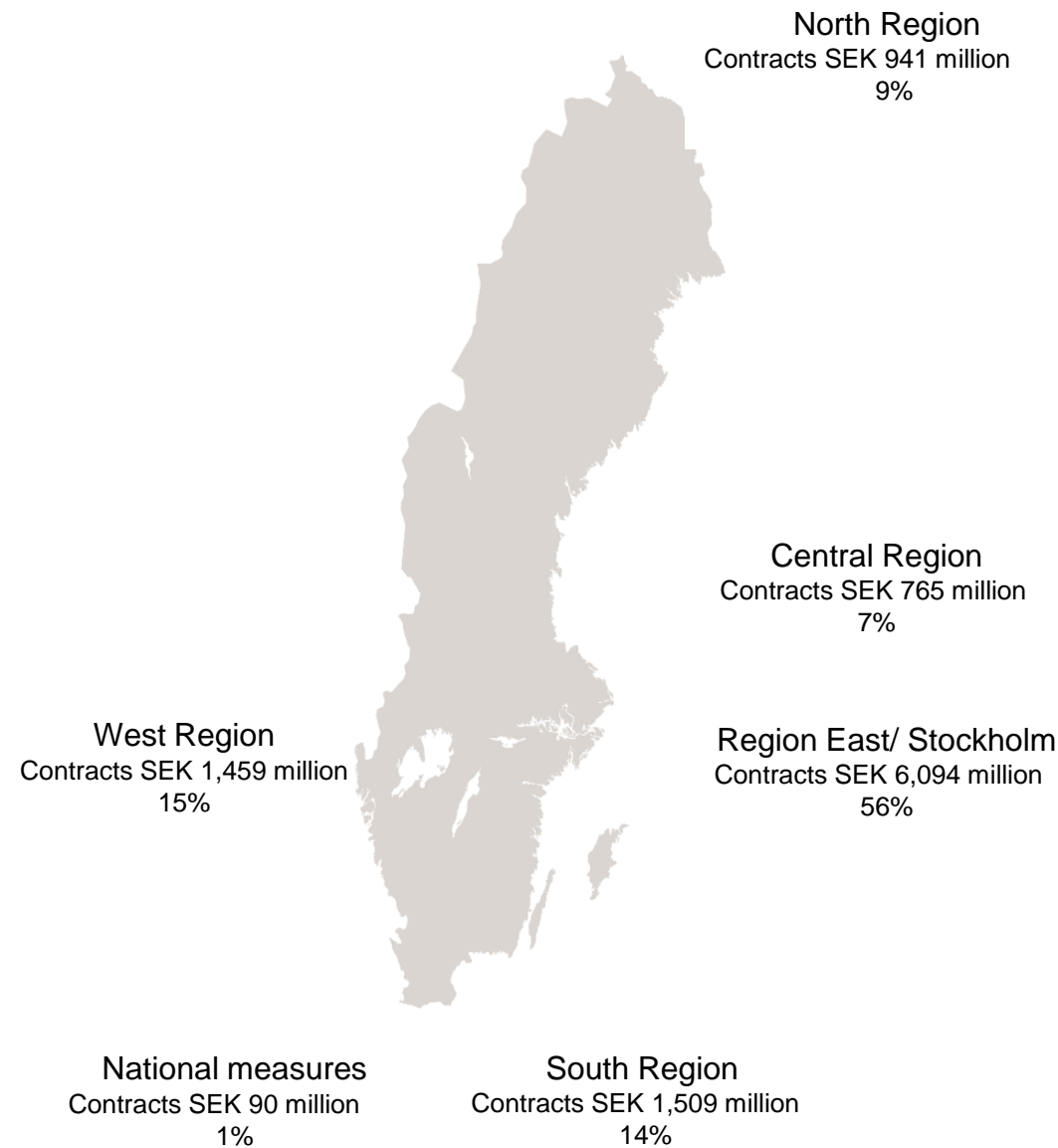


SEK million



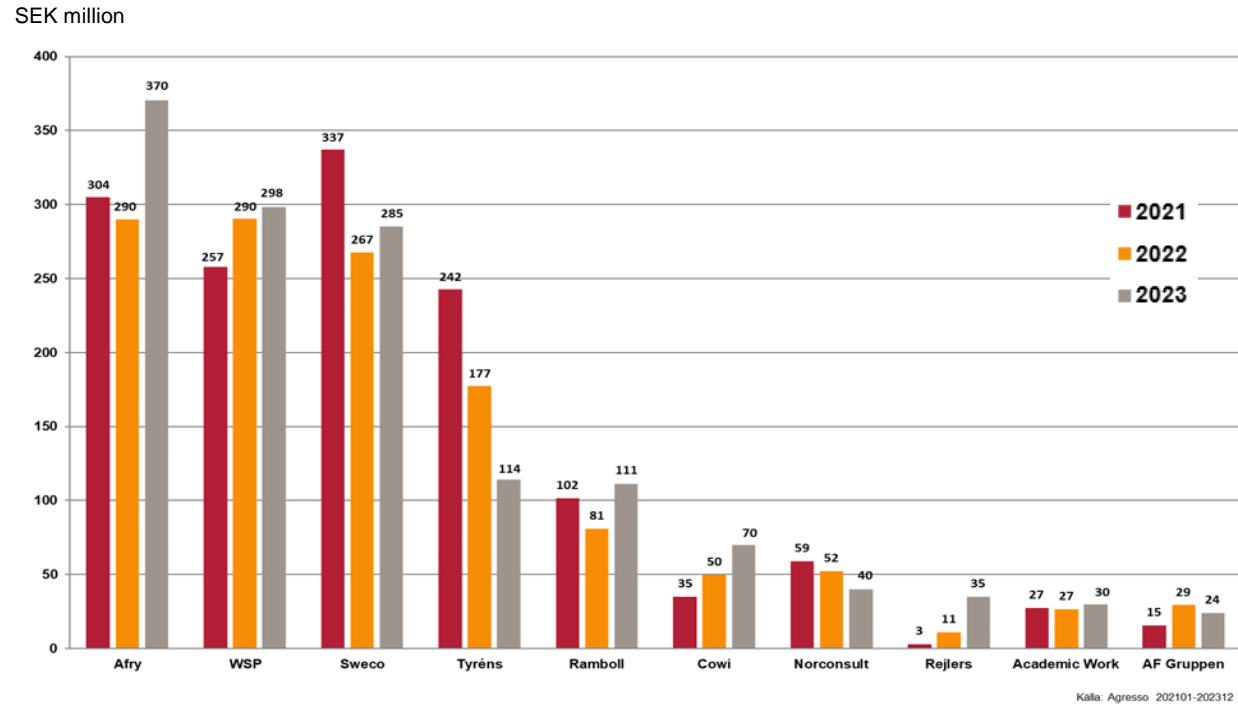
Källa: Agresso 202101-202312

Largest suppliers	2023	2022	2021
AF Gruppen	2,129	1,495	1,238
Peab	1,369	1,092	1,021
Svevia	838	828	454
Infrakraft/ Entry	766	656	174
NCC	628	921	1,164
Eleda	496	338	222
SBT Sverige	491	389	336
Skanska	454	285	584
GRK Infra	423	391	464
Implenia	415	652	735

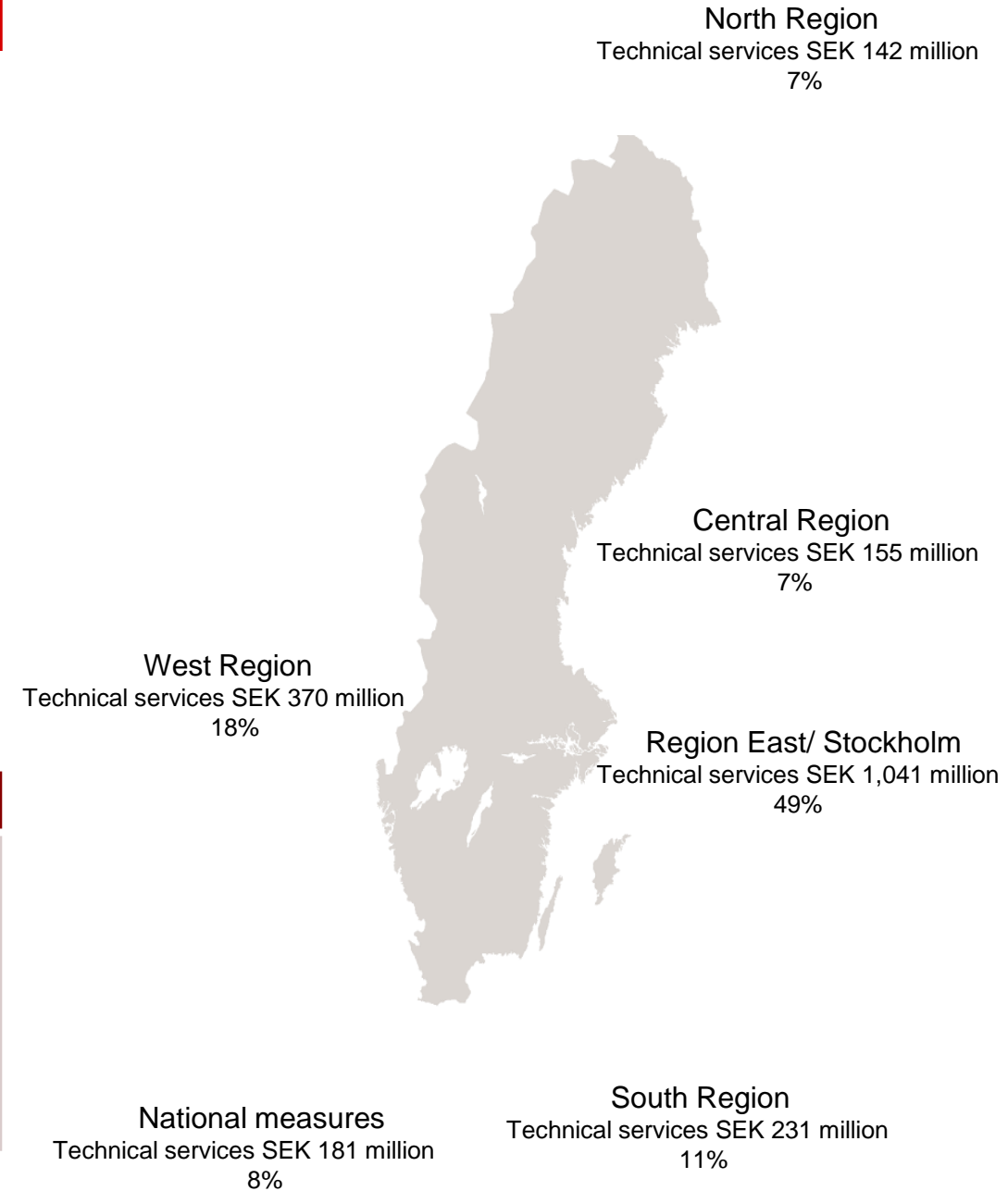


The Transport Administration's largest suppliers are reported on the basis of group relationships in current prices

# Investment, roads technical services and consultants purchase volume SEK 2,120 million



Largest suppliers	2023	2022	2021
Afry	370	290	304
WSP	298	290	257
Sweco	285	267	337
Tyréns	114	177	242
Ramboll	111	81	102
Cowi	70	50	35
Norconsult	40	52	59
Rejlers	35	11	3
Academic Work	30	27	27
AF Gruppen	24	29	15



The Transport Administration's largest suppliers are reported on the basis of group relationships in current prices

## Regional purchase volume - Investment, roads, Contracts & Technical services and consultants

Regional purchase volume - Investment, roads contracts	2023	2022	2021
Region North	941	947	1,293
Central Region	765	726	706
Region East/ Stockholm	6,094	6,354	5,662
West Region	1,459	1,658	1,697
South Region	1,509	1,258	733
National measures	90	78	82
Total purchase volume, SEK million in current prices	10,858	11,021	10,173

Regional purchase volume - Investment, roads technical services and consultants	2023	2022	2021
Region North	142	158	151
Central Region	155	167	177
Region East/ Stockholm	1,041	1,016	993
West Region	370	353	456
South Region	231	216	270
National measures	181	112	148
Total purchase volume, SEK million in current prices	2,120	2,022	2,195