

Purchase volume Technical services and consultants in investment and maintenance measures SEK 9,305 million



Key figures Technical services and consultants	2023	2022	2021
Purchase volume technical services and consultants, SEK million	9,305	8,542	8,647
-technical services and consultants, roads	3,190	3,101	3,217
-technical services and consultants, railway	5,946	5,348	5,371
-technical services and consultants, intermodal	169	93	59
Ten largest suppliers;			
-technical services and consultants total	5,431	4,726	4,912
-technical services and consultants, roads	1,871	1,834	1,916
-technical services and consultants, railway	3,567	2,999	3,112
Ten largest suppliers' share of volume			
-technical services and consultants total	58%	55%	59%
-technical services and consultants, roads	59%	59%	61%
-technical services and consultants, railway	60%	56%	57%
Number of suppliers corresponding to 80 per cent of the volume value			
-technical services and consultants total	54	63	55
-technical services and consultants, roads	59	61	59
-technical services and consultants, railway	36	39	33
Number of tenders per procurement (average)			
-technical services and consultants total	3,6	3,2	3,6
-technical services and consultants, roads	4,3	3,8	4,2
-technical services and consultants, railway	3,1	2,9	3,2

Purchase volume by category in 2023 (SEK million)	Roads	Railway	Inter-modal	Total
Project design, Investigation and planning	1,454	3,447	142	5,043
Project administration, documentation and conclusion	832	1,362	14	2,208
Other consultancy deliveries in investments- and maintenance measures	904	1,137	13	2,054
Total technical services and consultants	3,190	5,946	169	9,305

Purchase volume in current prices

The purchase volume of technical services and consultants in investment and maintenance amounted to SEK 9,305 million in current prices. This represents approximately 14 per cent of the total purchase volume.

The volume was distributed among approximately 1030 suppliers and organisations, large and small.

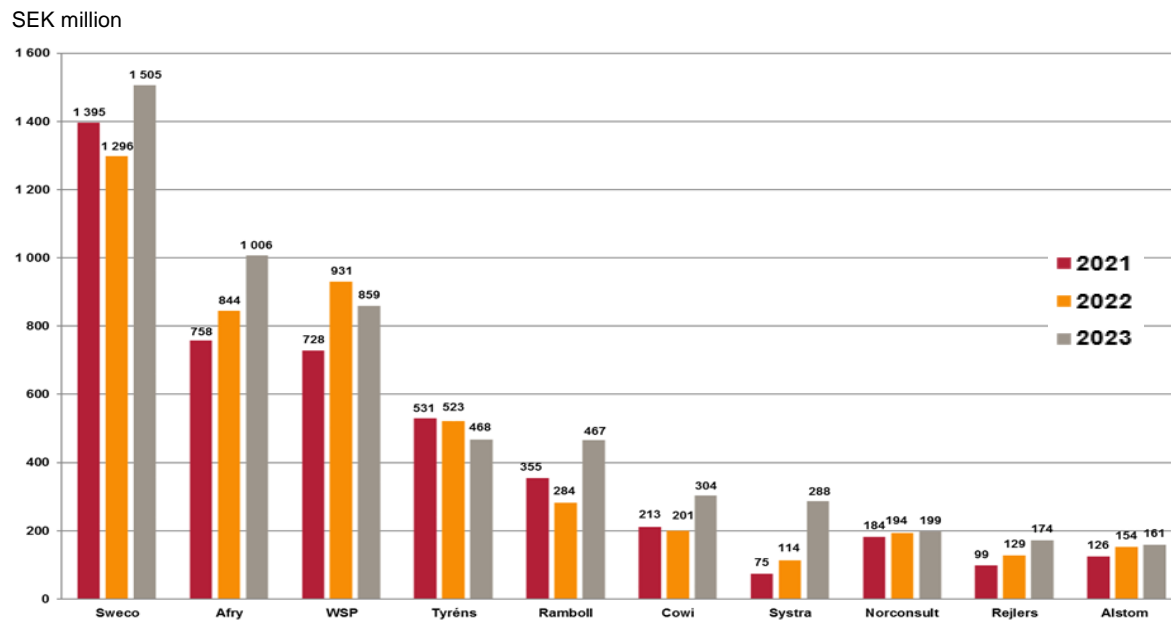
In the Swedish market for technical services and consultants in infrastructure, major players such as Sweco, WSP, Afry, WSP, Tyréns, Ramboll, Cowi and Systra dominate.

Sweco is the most dominant supplier in the Swedish Transport Administration and the tenderer that submitted the most tenders in the Swedish Transport Administration's procurements in 2023, followed by Afry, WSP, Rejlers och Tyréns.

Many of the consulting services are also supplied by the contractors. There are consulting costs embedded in design and construct contracts.

Technical services and consultants, total in investment and maintenance measures

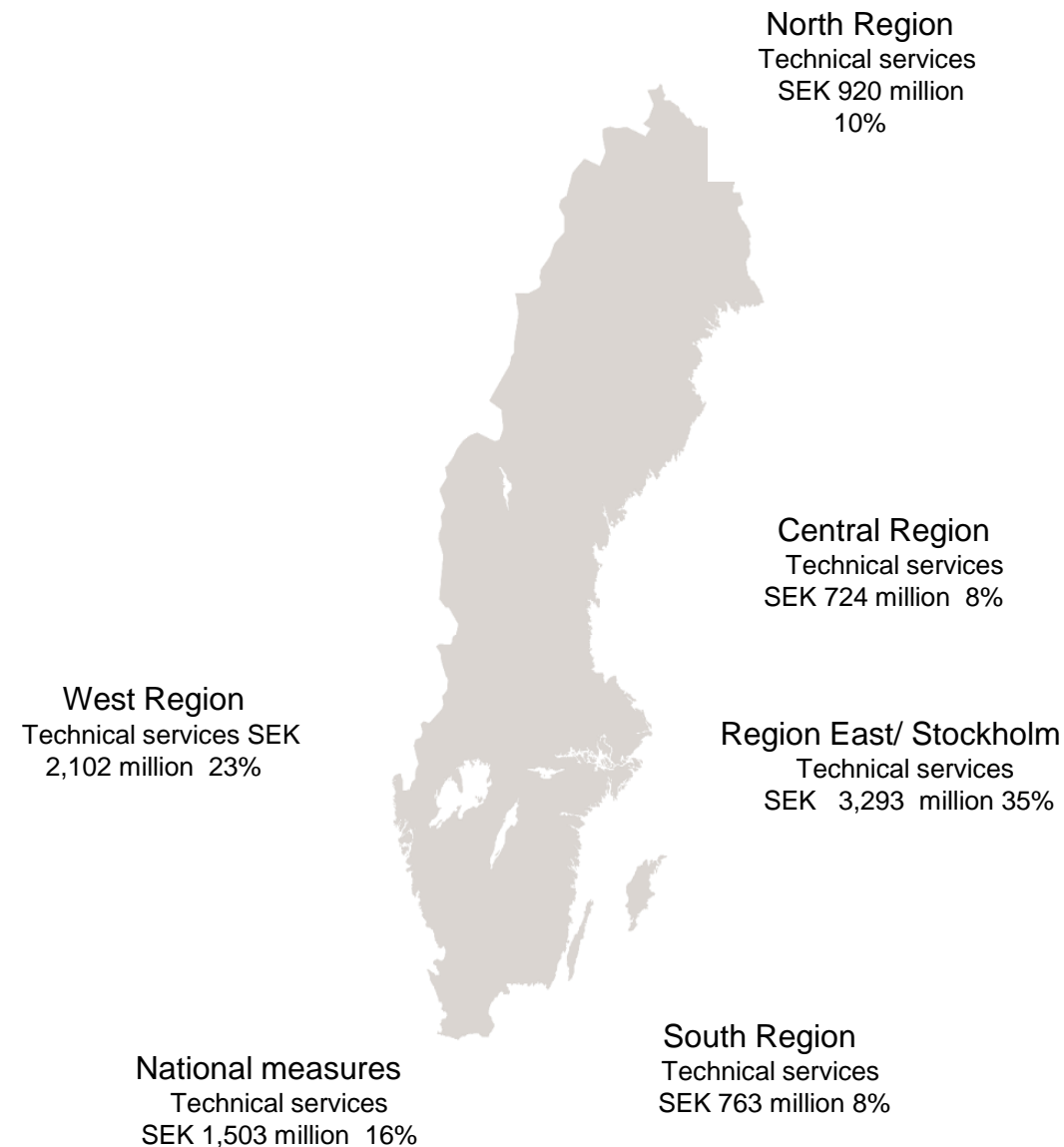
Purchase volume SEK 9,305 million



Källa: Agresso 202101-202312

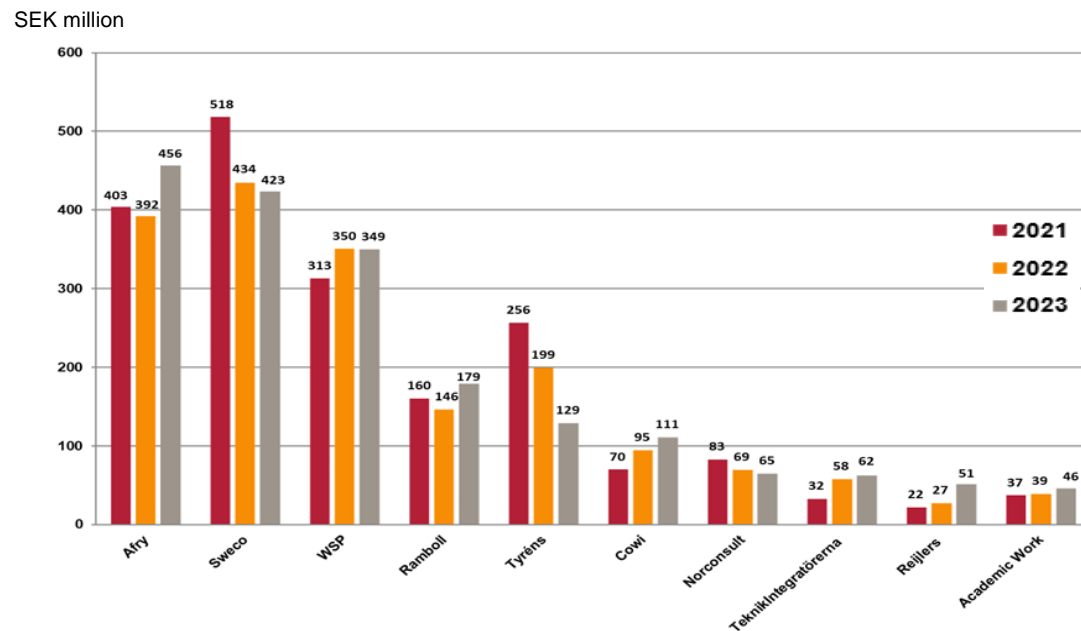
Largest suppliers	2023	2022	2021
Sweco	1,505	1,296	1,395
Afry	1,006	844	758
WSP	859	931	728
Tyréns	468	523	531
Ramboll	467	284	355
Cowi	304	201	213
Systra	288	114	75
Norconsult	199	194	184
Rejlers	174	129	99
Alstom	161	154	126

The Transport Administration's largest suppliers are reported on the basis of group relationships, in current prices



Technical services and consultants, roads in investment and maintenance measures

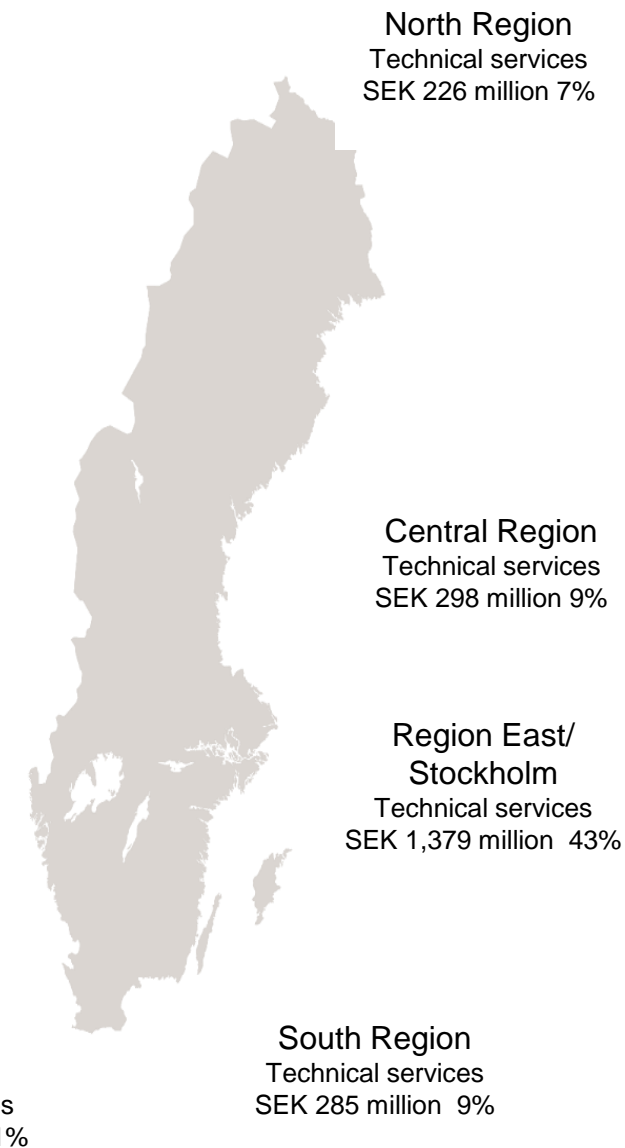
Purchase volume SEK 3,190 million



Källa: Agresso 202101-202312

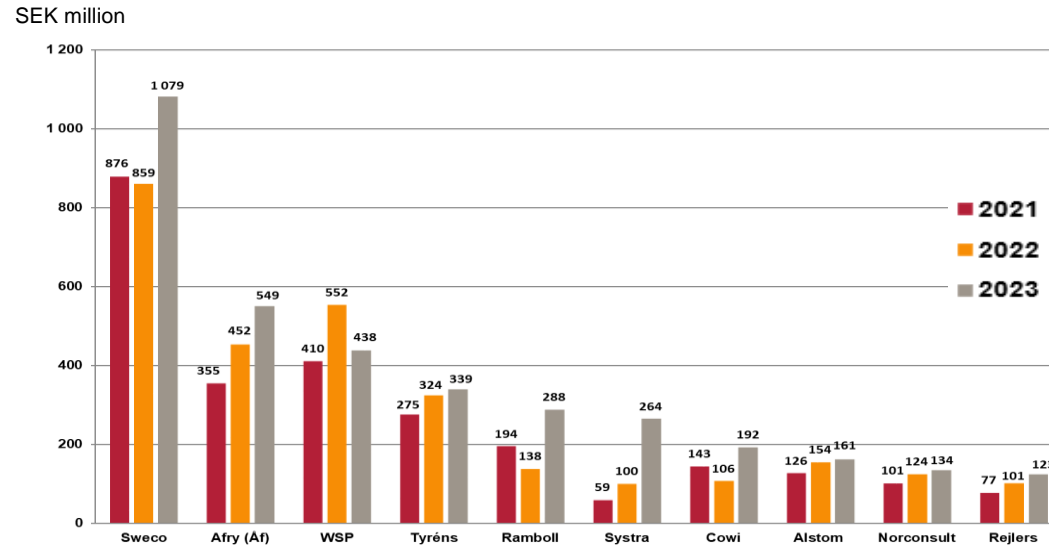
Largest suppliers	2023	2022	2021
Afry	456	392	403
Sweco	423	434	518
WSP	349	350	313
Ramboll	179	146	160
Tyréns	129	199	256
Cowi	111	95	70
Norconsult	65	69	83
TeknikIntegratörerna	62	58	32
Rejlers	51	27	22
Academic Work	46	39	37

The Transport Administration's largest suppliers are reported on the basis of group relationships, in current prices



Technical services and consultants, railways in investment and maintenance measures

Purchase volume SEK 5,946 million



Källa: Agresso 202101-202312

Largest suppliers	2023	2022	2021
Sweco	1,079	859	876
Afry	549	452	355
WSP	438	552	410
Tyréns	339	324	275
Ramboll	288	138	194
Systra	264	100	59
Cowi	192	106	143
Alstom	161	154	126
Norconsult	134	124	101
Rejlers	123	101	77

The Transport Administration's largest suppliers are reported on the basis of group relationships, in current prices

West Region
Technical services SEK
1,367 million 23%

National measures
Technical services SEK
1,155 million 19 %

South Region
Technical services
SEK 475 million 8%

North Region
Technical services
SEK 689 million 12%

Central Region
Technical services
SEK 424 million 7%

Region East/ Stockholm
Technical services
SEK 1,836 million 31%



Regional purchase volume - Technical services and consultants in investment and maintenance measures, roads och railway

Regional purchase volume- Technical services and consultants Roads	2023	2022	2021
Region North	226	265	266
Central Region	298	321	304
Region East/ Stockholm	1,379	1,356	1,297
West Region	655	608	740
South Region	285	270	315
National measures	347	281	295
Total purchase volume, SEK million, in current prices	3,190	3,101	3,217

Regional purchase volume- Technical services and consultants Railway	2023	2022	2021
Region North	689	346	184
Central Region	424	341	440
Region East/ Stockholm	1,836	1,808	1,675
West Region	1,367	1,245	1,421
South Region	475	474	566
National measures	1,155	1,134	1,085
Total purchase volume, SEK million, in current prices	5,946	5,348	5,371