

## Investment railway excluding BEST purchase volume SEK 16,199 million

Key figures Investment railway excluding BEST	2023	2022	2021
Purchase volume investment railway total, SEK million	19,414	18,832	16,900
Purchase volume investment railway excluding BEST, SEK million	16,199	15,621	13,670
-contracts	11,161	11,122	9,220
-technical services and consultants	4,505	4,044	4,287
-other	533	455	163
Ten largest suppliers;			
-contracts	9,456	9,114	7,539
-technical services and consultants	2,977	2,436	2,569
Ten largest suppliers' share of volume			
-contracts	85%	82%	82%
-technical services and consultants	66%	60%	60%
Number of suppliers corresponding to 80% of the volume value			
-contracts	8	9	9
-technical services and consultants	26	33	28
Number of tenders per procurement (average)			
-contracts	3,2	2,3	3,6

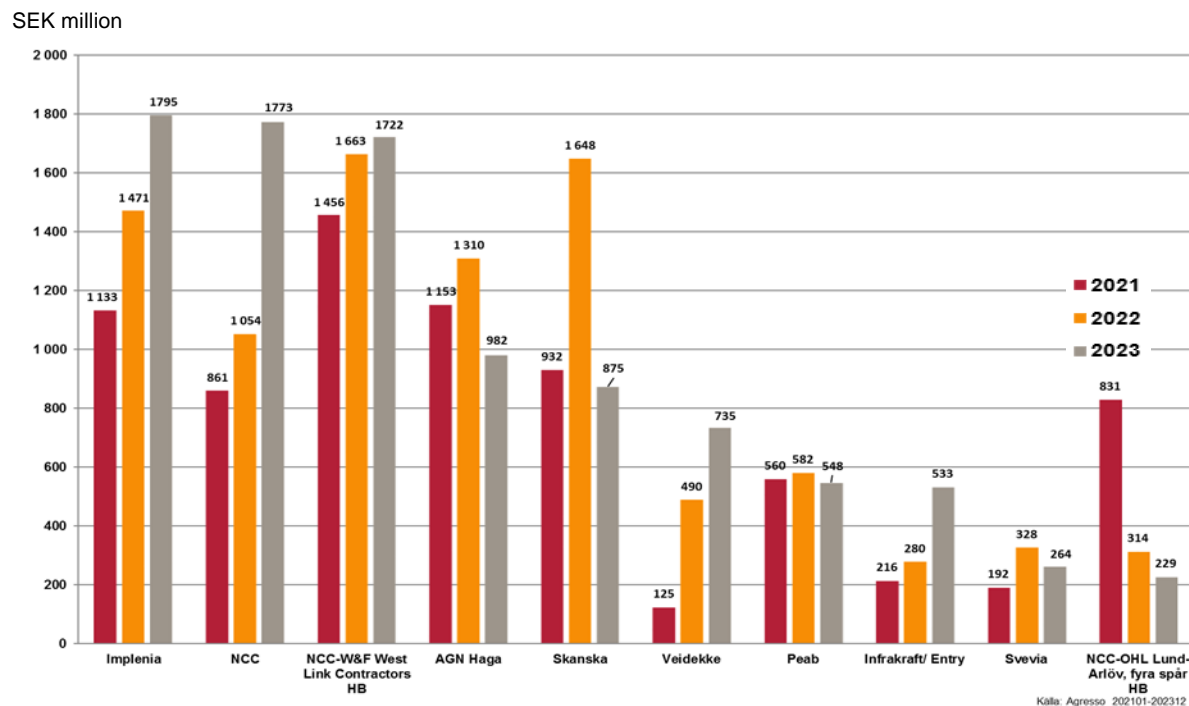
Purchase volume in current prices

The Swedish Transport Administration's total purchase volume for investment railway excluding BEST increased sharply over the past two years and amounted in 2023 to SEK 16,199 million. Specified investment measures in national plan, railways have had good progress. Large projects such as West Link, Varberg-Hamra are examples of projects with a large volume increase during the year.

The purchase volume for the 10 largest contract suppliers amounted to SEK 9,456 million (approximately 85 per cent of the total purchase volume). The main contractors for the large investment projects will also be the largest suppliers, such as Implenia, NCC and NCC- W&F West Link Contractors.

In the category technical services and consultants dominates Sweco, Afry, WSP and Tyréns. In addition to the large consultancy companies, there are a large number of small and medium-sized technical service providers. 26 suppliers accounted for 80 per cent of the purchase volume for technical services and consultants.

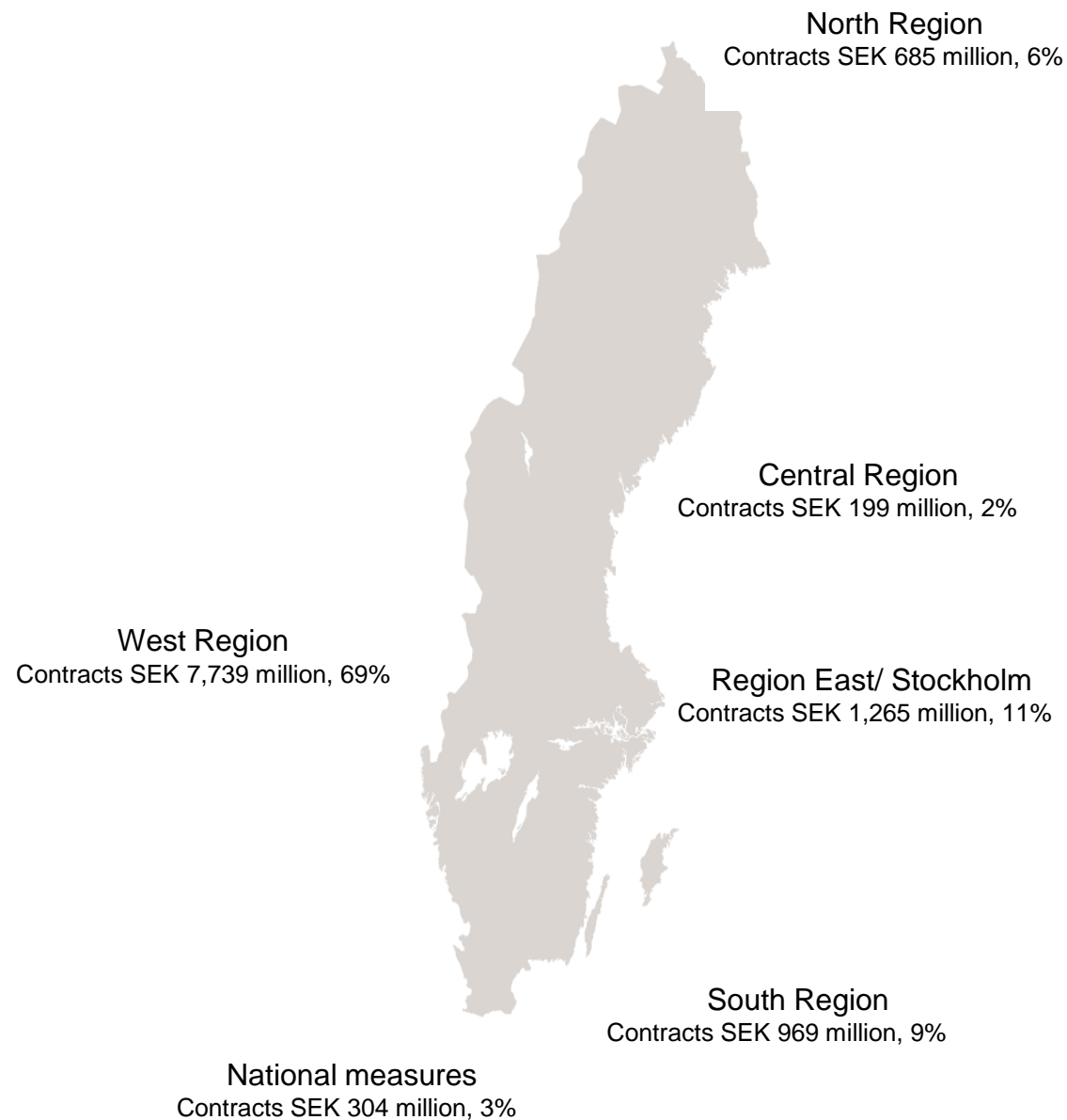
# Investment railway excluding BEST contracts purchase volume SEK 11,161 million



## Largest suppliers

	2023	2022	2021
Implenia	1,795	1,471	1,133
NCC	1,773	1,054	861
NCC-W&F West Link Contractors HB	1,722	1,663	1,456
AGN Haga	982	1,310	1,153
Skanska	875	1,648	932
Veidekke	735	490	125
Peab	548	582	560
Infракraft/ Entry	533	280	216
Svevia	264	328	192
NCC-OHL Lund-Arlöv, fyra spår HB	229	314	831

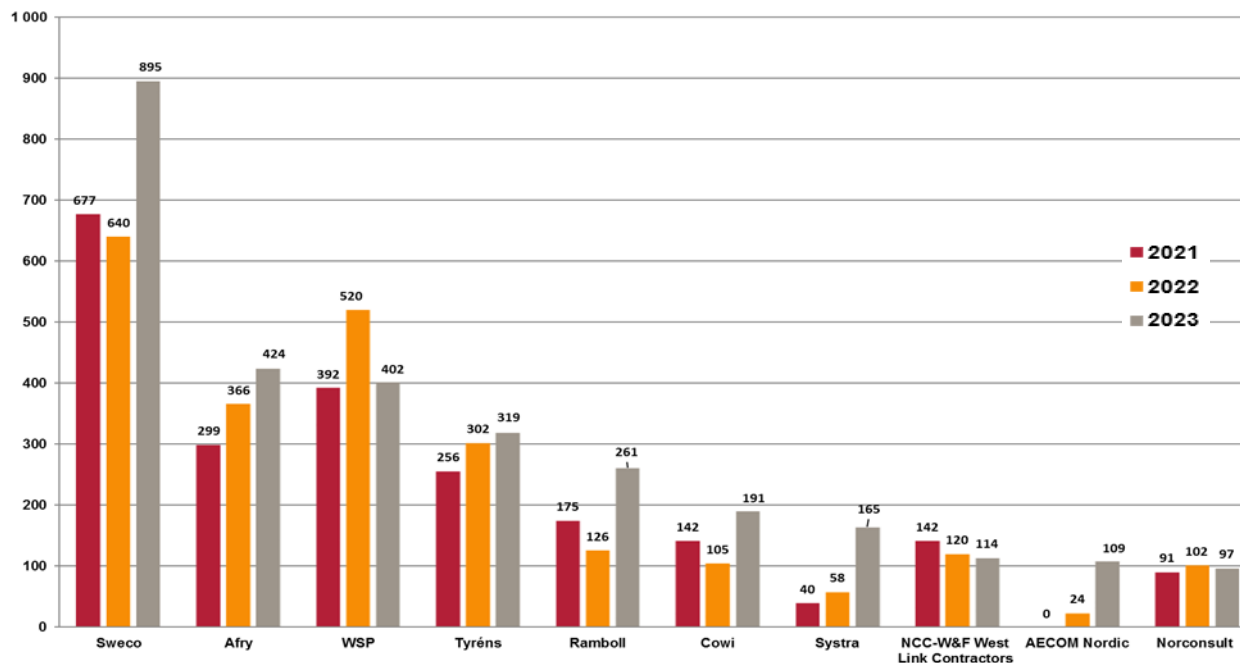
The Transport Administration's largest suppliers are reported on the basis of group relationships, in current prices



# Investment railway excluding BEST, technical services and consultants purchase volume SEK 4,505 million



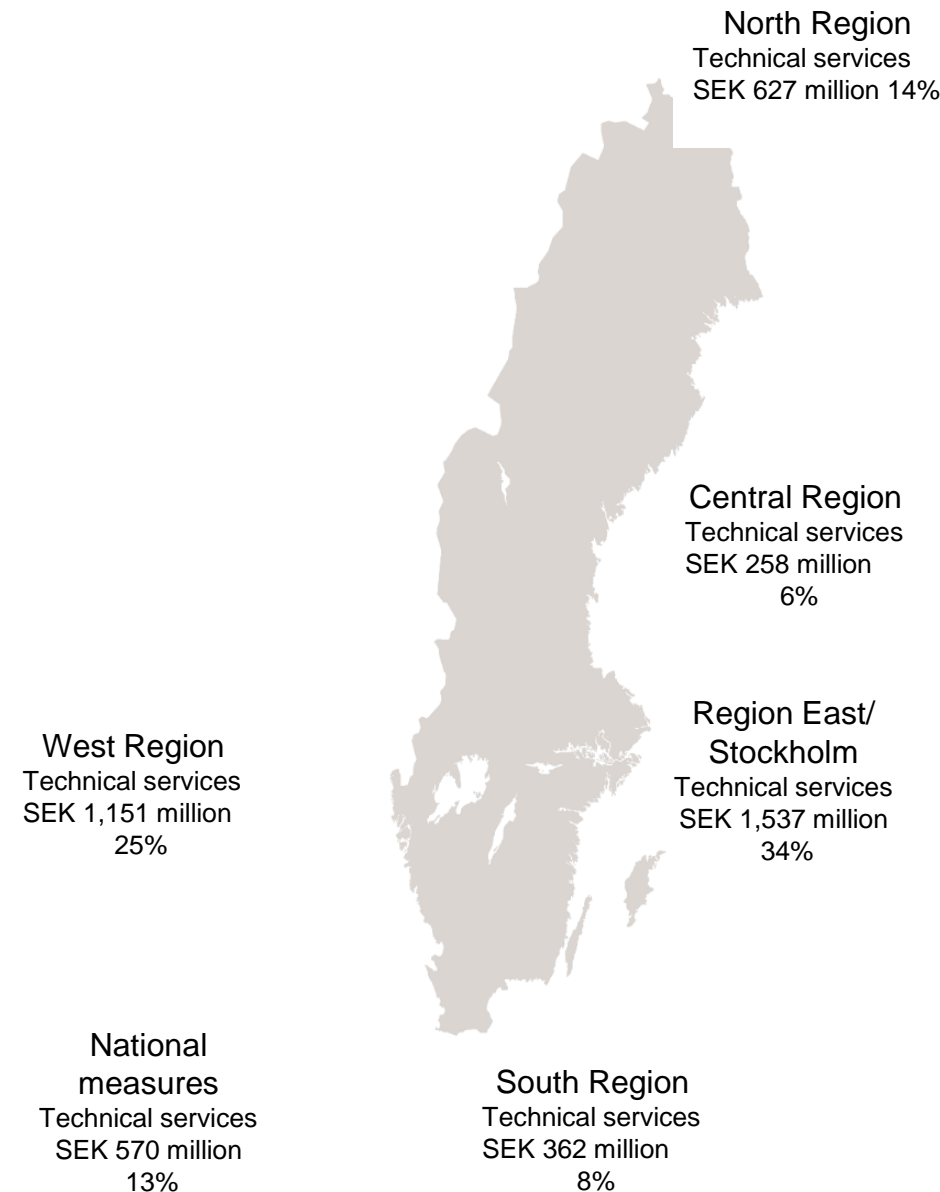
SEK million



Källa: Agresso 202101-202312

Largest suppliers	2023	2022	2021
Sweco	895	640	677
Afry	424	366	299
WSP	402	520	392
Tyréns	319	302	256
Ramboll	261	126	175
Cowi	191	105	142
Systra	165	58	40
NCC-W&F West Link Contractors	114	120	142
AECOM Nordic	109	24	0
Norconsult	97	102	91

The Transport Administration's largest suppliers are reported on the basis of group relationships, in current prices



## Regional purchase volume- - Investment railway excluding BEST Contracts & Technical services and consultants

Regional purchase volume- Investment railway excluding BEST contracts	2023	2022	2021
Region North	685	565	271
Central Region	199	400	438
Region East/ Stockholm	1,265	1,341	793
West Region	7,739	7,110	6,062
South Region	969	1,481	1,498
National measures	304	225	158
Total purchase volume, SEK million, in current prices	11,161	11,122	9,220

Regional purchase volume- Investment railway excluding BEST technical services and consultants	2023	2022	2021
Region North	627	286	147
Central Region	258	185	314
Region East/ Stockholm	1,537	1,532	1,477
West Region	1,151	1,029	1,181
South Region	362	391	513
National measures	570	621	655
Total purchase volume, SEK million, in current prices	4,505	4,044	4,287